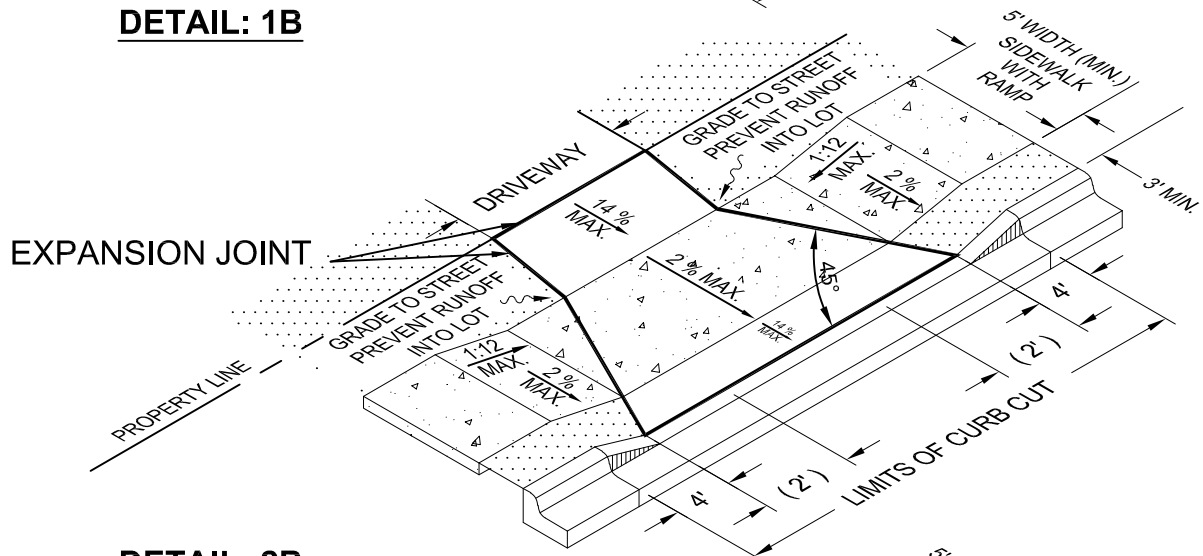
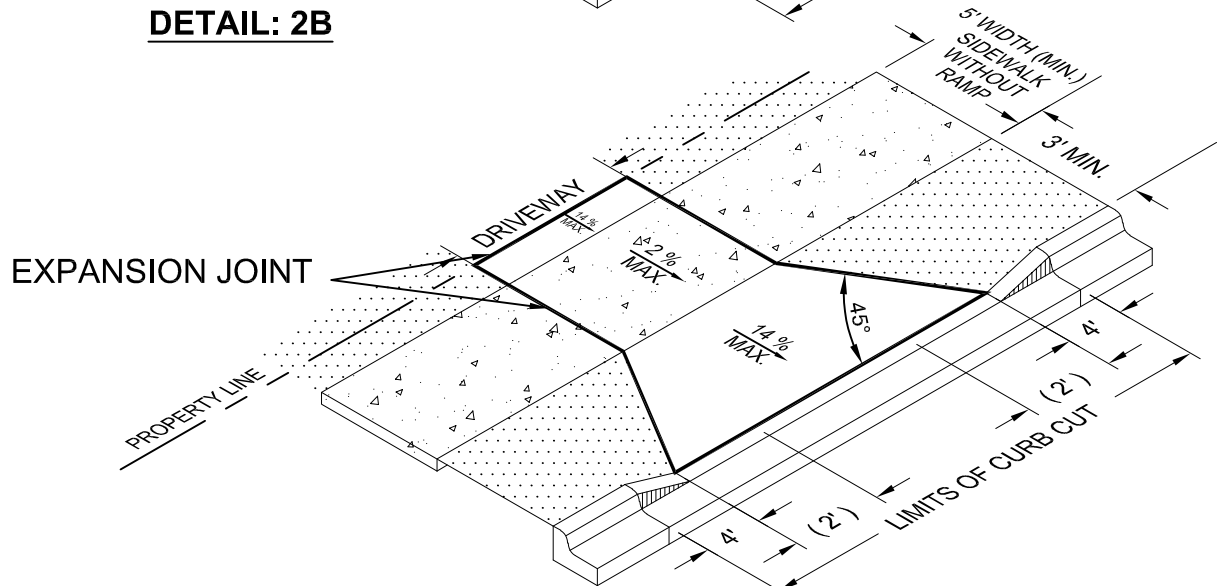


DETAIL: 1B



DETAIL: 2B



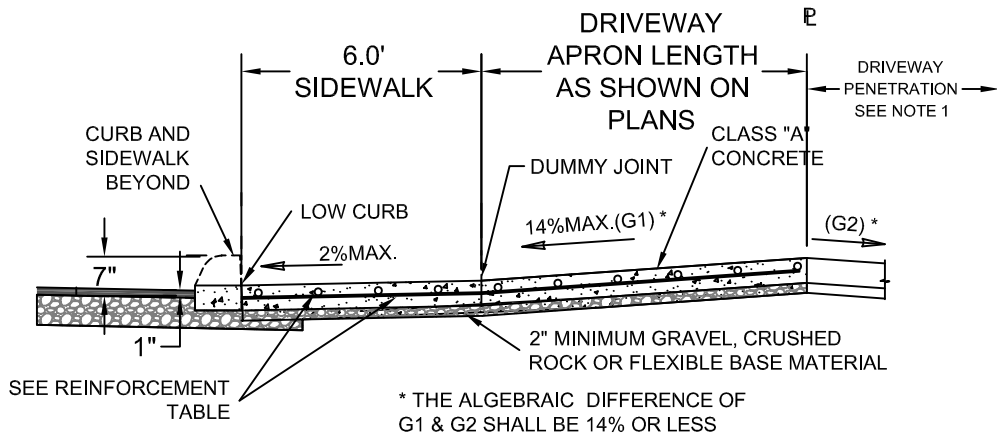
DETAIL: 3B

SEE STANDARD DETAIL 2754.2 FOR ADDITIONAL INFORMATION

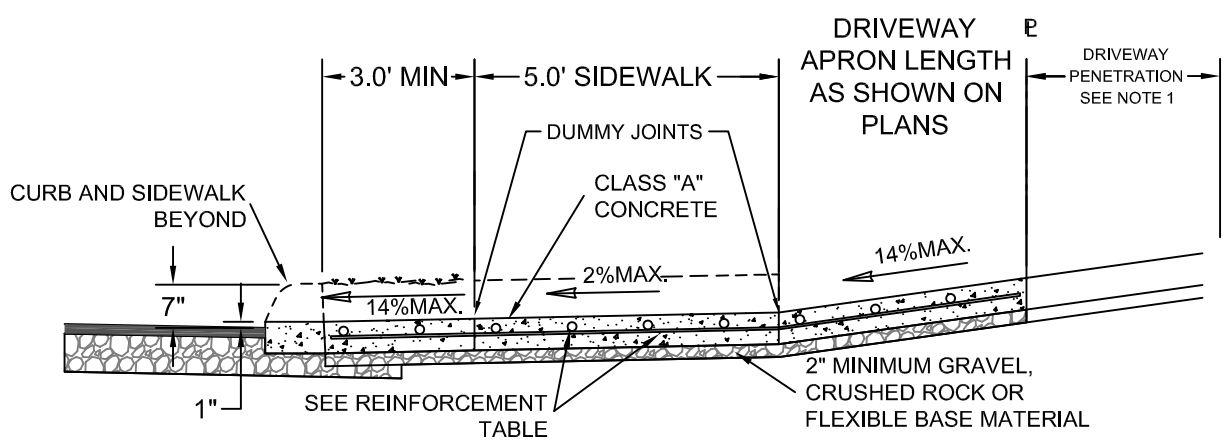


STANDARD DETAIL 2754.1		
CONCRETE DRIVEWAY ENTRANCE TECHNICAL SPECIFICATION SECTIONS 02754		
ENGINEERING AND PUBLIC WORKS	SCALE: N.T.S. DSGN. BY: ENG	DATE: 12/14/2022 DRAWN BY: JRS
		SHEET NO. 1 of 2

C:\Users\JUS1155\City of Scherz\Engineering Department - Documents\Standards and Details\Standard Details\2021\SCHERTZ STANDARD DETAILS.dwg



**TYPICAL DRIVEWAY SECTION
WHERE SIDEWALK IS ABUTTING CURB**



**TYPICAL DRIVEWAY SECTION
WITH SIDEWALK SEPARATED FROM CURB**

TYPE	MEASURED AT PROPERTY LINE		MINIMUM	CONCRETE THICKNESS	REINFORCEMENT	DRIVEWAY BASE
	WIDTHS					
	MIN.	MAX.				
RESIDENTIAL	SINGLE	10'	12'	5" CLASS A 4,000 PSI	#3 BARS 12" O.C. BOTH WAYS OR 6" x 6" W/ D4.7 x W/ D4.7 WELDED WIRE FLAT SHEETS	2" GRAVEL, CRUSHED ROCK OR FLEX BASE
	DOUBLE	10'	24'			
COMMERCIAL		24'	40'	6" CLASS C 4,000 PSI	#4 BARS 12" O.C. BOTH WAYS OR 6" x 6" W/ D7.5 x W/ D7.5 WELDED WIRE FLAT SHEETS	2" GRAVEL, CRUSHED ROCK OR FLEX BASE

NOTES:

1. DRIVEWAY PENETRATION REFERS TO A PORTION OF THE DRIVEWAY THAT MAY BE NECESSARY TO RECONSTRUCT WITHIN PRIVATE PROPERTY TO COMPLY WITH A MAXIMUM DRIVEWAY SLOPE.
2. CURB SHALL BE TAPERED TO FINISH FLUSH WITH SIDEWALK.
3. BEGINNING RADIUS SHALL NOT ENCR OACH ON ADJACENT PROPERTIES BASED ON A PROJECTION OF THE PROPERTY LINE FROM THE RIGHT OF WAY TO THE CURB LINE.
4. THE MINIMUM DRIVEWAY RADII IS 20 FEET FOR RESIDENTIAL DRIVEWAYS AND 30 FEET FOR COMMERCIAL DRIVEWAYS.
5. ALL PAVEMENTS ADJACENT TO DRIVEWAY CONSTRUCTION SHALL BE REPLACED OR RETURNED TO A CONDITION EQUAL TO THAT BEFORE THE WORK BEGAN. ANY DAMAGES INCURRED WILL BE AT THE CONTRACTOR'S EXPENSE.



STANDARD DETAIL 2754.2

CONCRETE DRIVEWAY ENTRANCE
TECHNICAL SPECIFICATION SECTIONS 02754

ENGINEERING AND PUBLIC WORKS	SCALE: N.T.S.	DATE: 12/14/2022
	DSGN. BY: ENG	DRAWN BY: JRS
		SHEET NO.: 2 of 2

C:\Users\JUS1155\City of Schierztz\Engineering Department - Documents\Standards and Details\Standard Details\2021\SCHIERTZ STANDARD DETAILS.dwg